



4-6-8 INCH ZUMA SQ

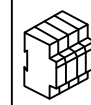
MONTAJ TALİMATI

MOUNTING INSTRUCTION



IEC
EN60598

IP 20

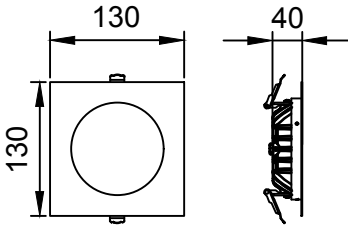
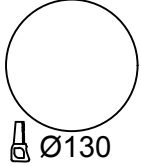


OFF

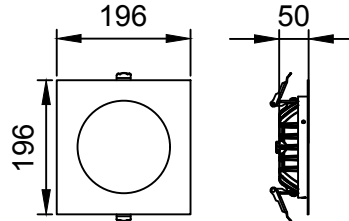
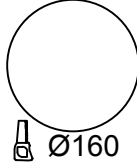


①

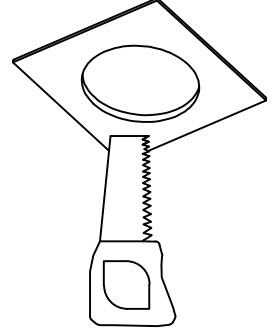
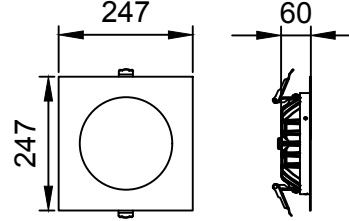
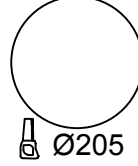
NET AĞIRLIK
WEIGHT
560 GR
4 INCH



NET AĞIRLIK
WEIGHT
640 GR
6 INCH

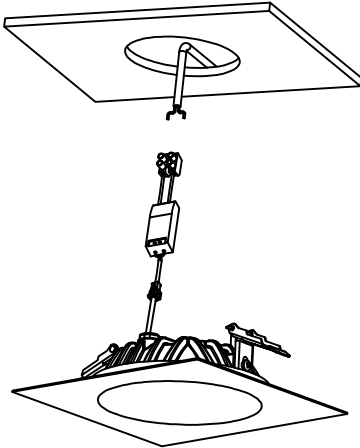


NET AĞIRLIK
WEIGHT
900 GR
8 INCH

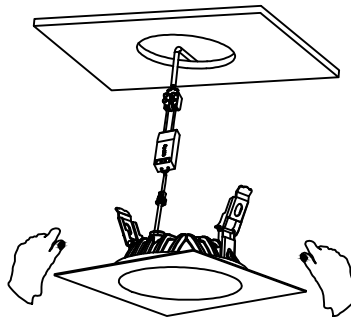


ÖLÇÜLER MM CİNSİNDENDİR
DIMENSIONS ARE IN MM.


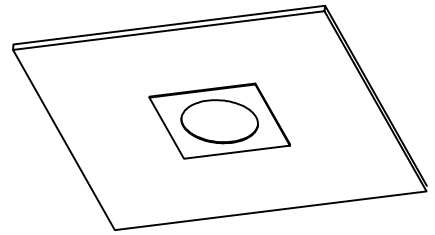
②



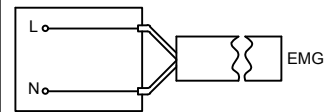
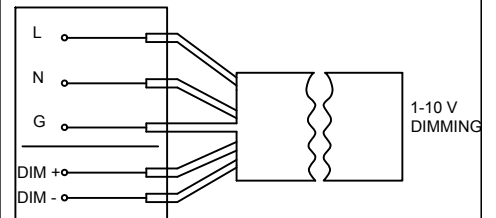
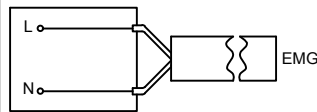
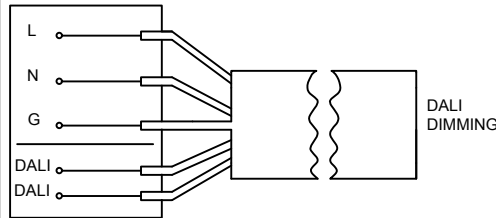
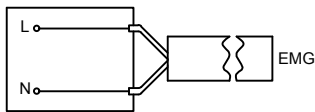
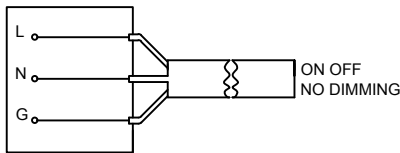
③



④



DRİVER KUTUSU OPSİYONELDİR.
DRIVER BOX IS OPTIONAL.



1/1

ELEKTRİK ALTYAPISININ EN 50160 STANDARDINA GÖRE YAPILDIĞINDAN EMİN OLUNUZ.

MAKE SURE THAT THE ELECTRICITY INFRASTRUCTURE IS MADE ACCORDING TO EN 50160 STANDARD.



ALE TEKNOLOJİ A.Ş. Beylikdüzü OSB Mustafa Kurdoğlu Cad.No: 38 Beylikdüzü İSTANBUL/TÜRKİYE
Tel: +90 (212) 295 40 00 Fax: +90 (212) 295 40 88
Web : www.lightmaster.com.tr
e-mail : info@lightmaster.com.tr
ssh@lightmaster.com.tr (technical service)

H.001.45999